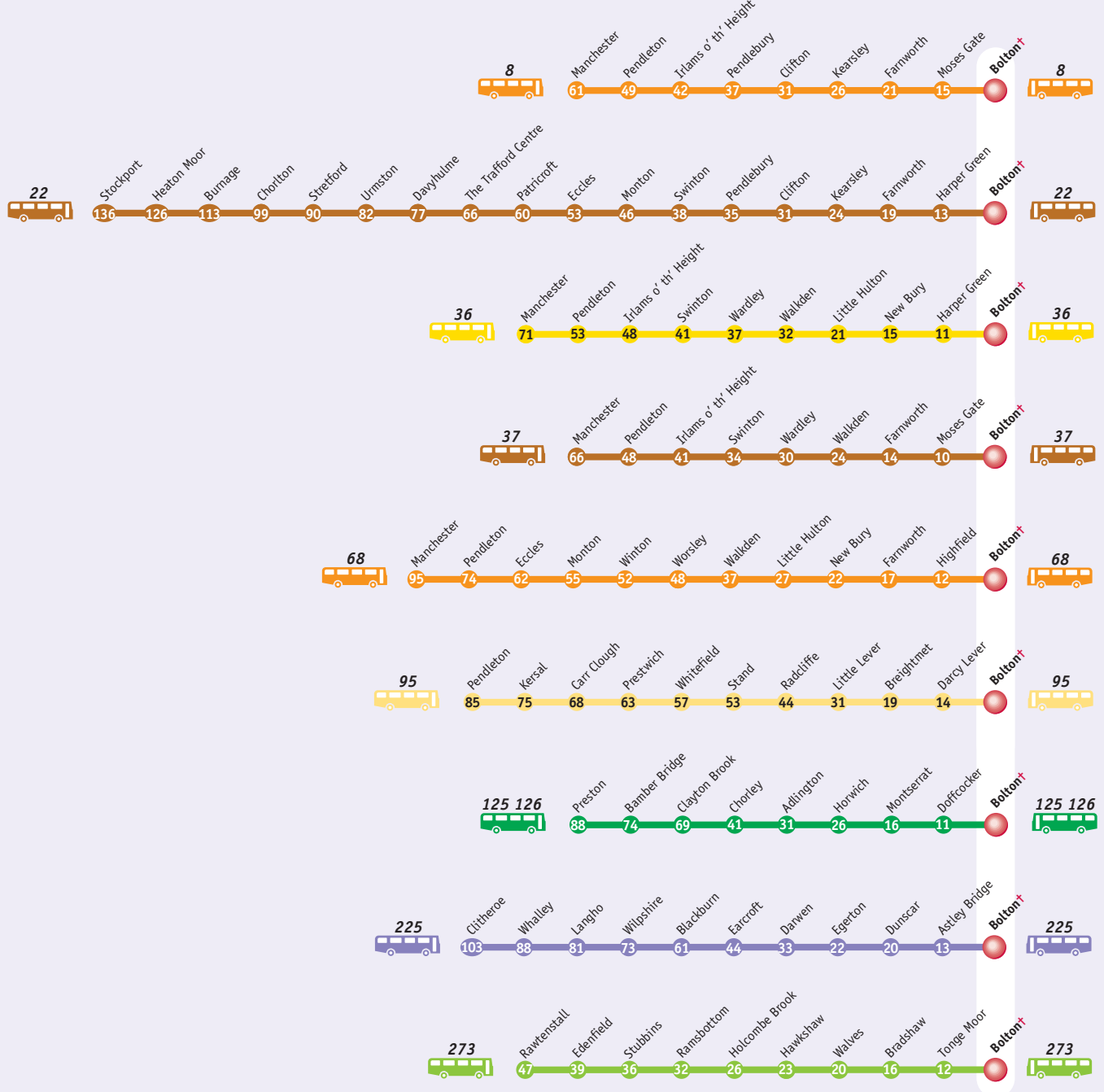


BOLTON COMMUNITY COLLEGE (MAIN SITE AND CLARENCE STREET CAMPUS)

† - For Bolton Community College (Main Site and Clarence Street Centre)



Bus Service to Bolton Community College

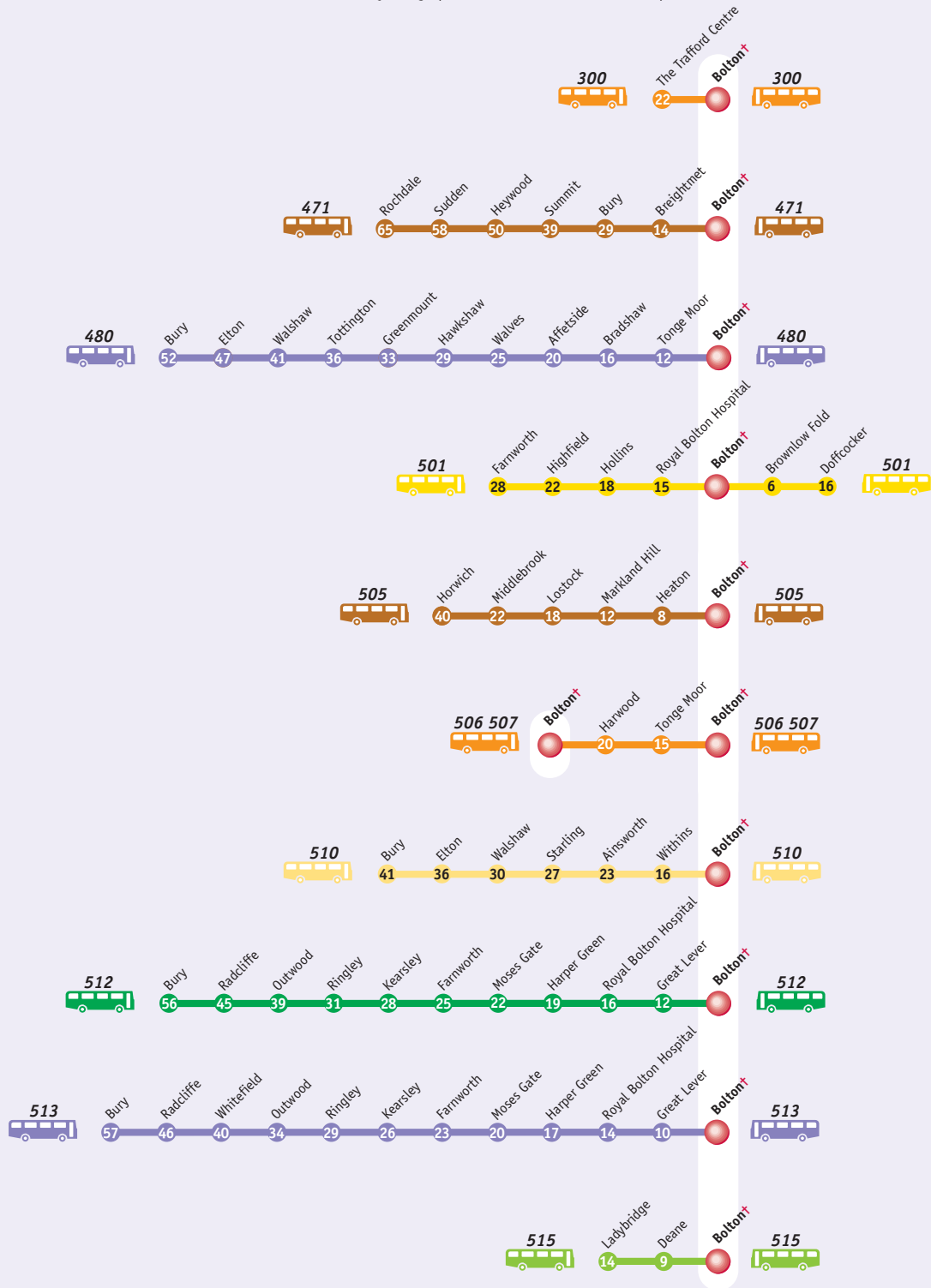


Approximate travelling time to Bolton Community College (minutes)

Service No.	Frequencies (mins)	
	Mon-Sat day	Eves, Suns & Pub hols
8	10	15 (Sun/Pub Hol daytime) 30 (Evenings)
22	30	30 (Sun/Pub Hol daytime) 60 (Evenings)
36	10	30
37	10	30
68	20	60 (Sun/Pub Hol daytime)
95	30	60
125/126	10	30
225	30	60 (Sun/Pub Hol daytime)
273	60	120 (Sun/Pub Hol daytime)

BOLTON COMMUNITY COLLEGE (MAIN SITE AND CLARENCE STREET CAMPUS)

† - For Bolton Community College (Main Site and Clarence Street Centre)



Bus Service to Bolton Community College

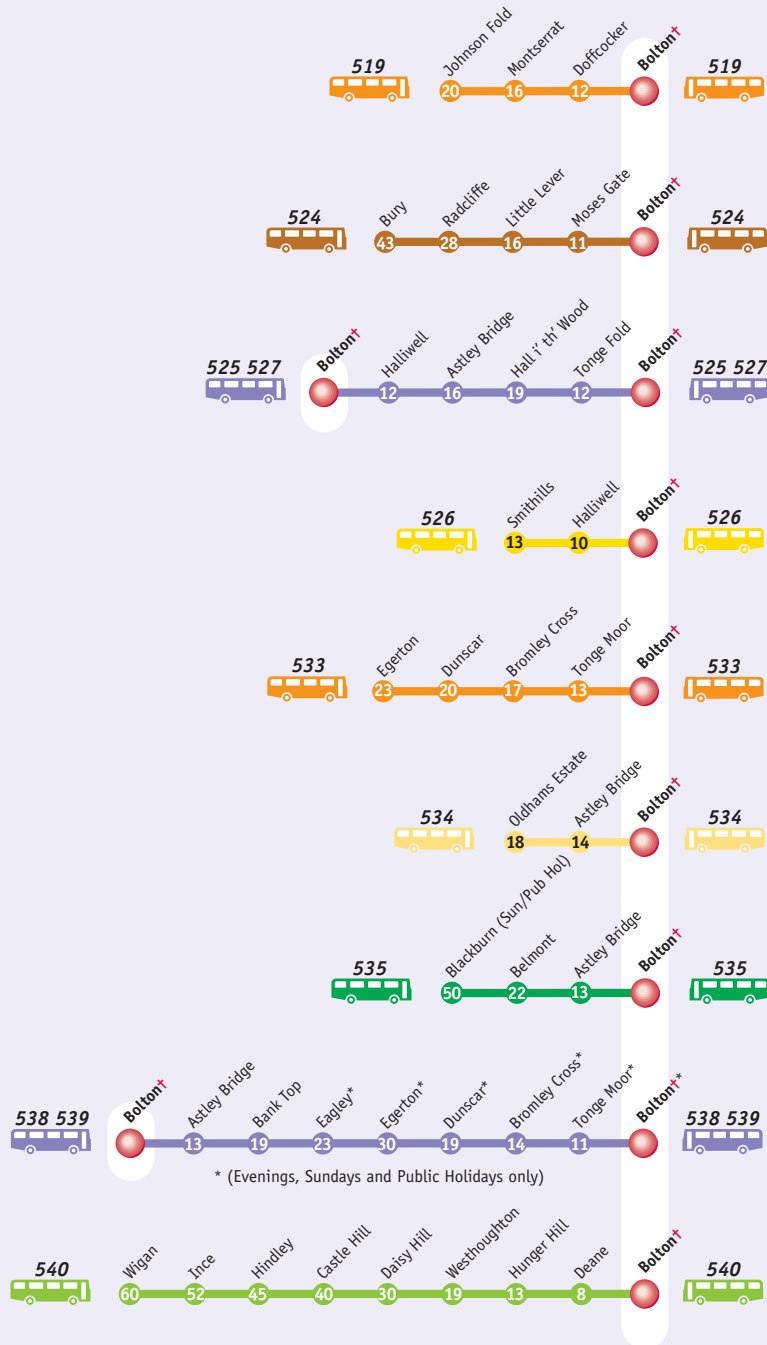


Approximate travelling time to Bolton Community College (minutes)

Service No.	Frequencies (mins)	
	Mon-Sat day	Eves, Suns & Pub hols
300	60 (Mon-Fri) 30 (Sat)	-
471	10	30-60
480	60	-
501	10	30
505	30 (Markland Hill-Bolton) 60 (Horwich-Bolton)	-
506/507	10	60
510	30	60
512	60	-
513	60	-
515	30	-

BOLTON COMMUNITY COLLEGE (MAIN SITE AND CLARENCE STREET CAMPUS)

† - For Bolton Community College (Main Site and Clarence Street Centre)



Bus Service to Bolton Community College

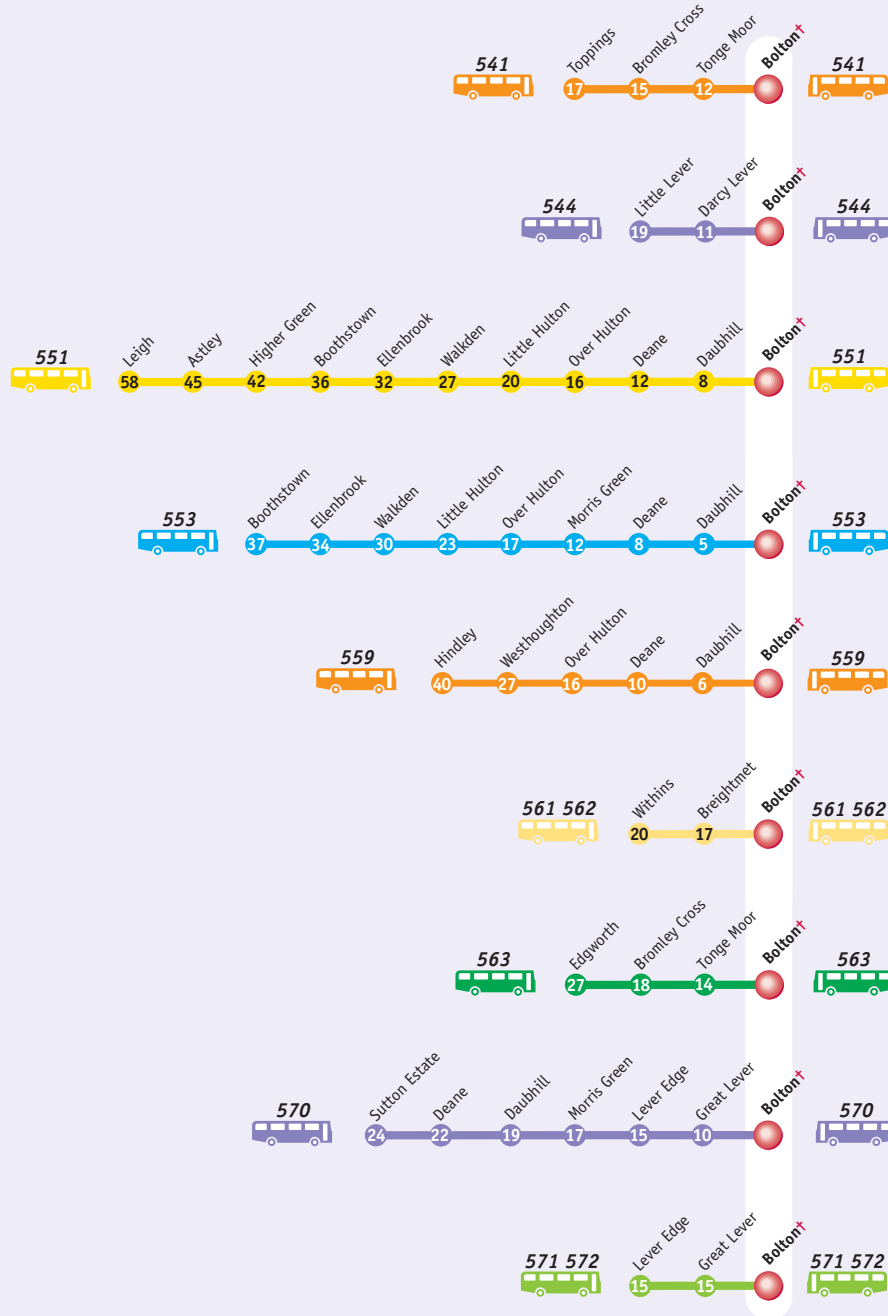


Approximate travelling time to Bolton Community College (minutes)

Service No.	Frequencies (mins)	
	Mon-Sat day	Eves, Suns & Pub hols 20 (Sun/Pub Hol day) 30 (Evenings)
519	10	20 (Sun/Pub Hol day) 30 (Evenings)
524	10	30
525/527	60	60
526	60	-
533	30	-
534	5	60 (Not Pub Hol)
535	60	120
538/539	20	60
540	10	30

BOLTON COMMUNITY COLLEGE (MAIN SITE AND CLARENCE STREET CAMPUS)

† - For Bolton Community College (Main Site and Clarence Street Centre)



Bus Service to Bolton Community College

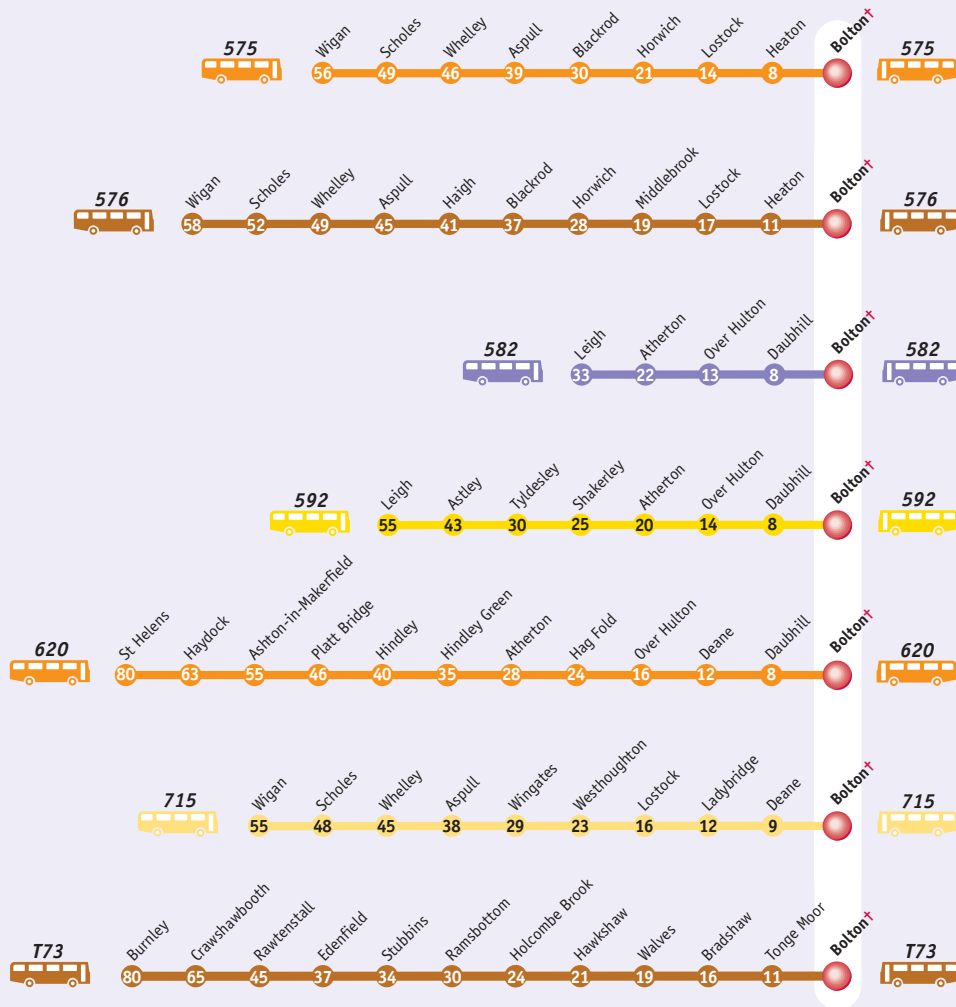


Approximate travelling time to Bolton Community College (minutes)

Service No.	Frequencies (mins)	
	Mon-Sat day	Eves, Suns & Pub hols
541	15	-
544	60	-
551	-	60
553	60	-
559	60	-
561/562	15	60
563	60	60 (Mon-Sat evening)
570	60	-
571/572	15	60

BOLTON COMMUNITY COLLEGE (MAIN SITE AND CLARENCE STREET CAMPUS)

† - For Bolton Community College (Main Site and Clarence Street Centre)



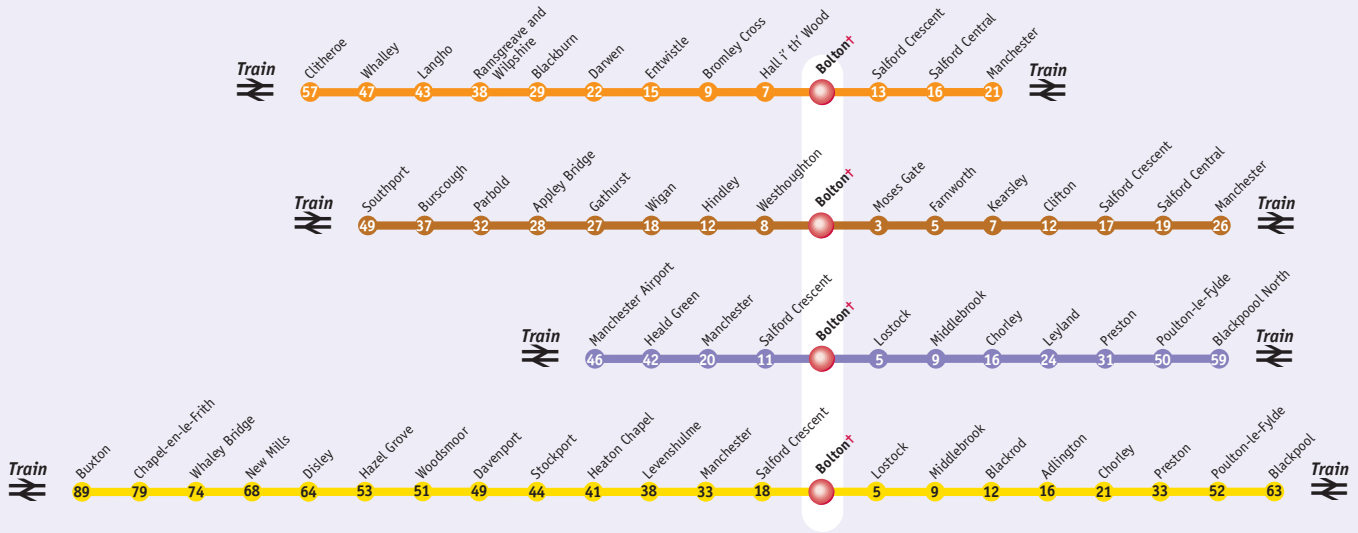
Bus Service to Bolton Community College

6 Approximate travelling time to Bolton College (minutes)

Service No.	Frequencies (mins)	
	Mon-Sat day	Eves, Suns & Pub hols
575	15 (Wigan-Bolton) 10 (Horwich-Bolton)	15 (Sun/Pub Hol day) (Horwich-Bolton) 60 (Sun/Pub Hol day) (Aspull-Bolton) 60 (Eves) (Horwich-Bolton)
576	-	60 (Evenings)
582	10	15 (Sun/Pub Hol day) 30 (Evenings)
592	30	-
620	30	-
715	30	60
773	Monday to Friday peak	-

BOLTON COMMUNITY COLLEGE (MAIN SITE AND CLARENCE STREET CAMPUS)

† - For Bolton Community College (Main Site and Clarence Street Centre)



Train Service	Frequencies (mins)	
	Mon-Sat day	Eves, Suns & Pub hols
Clitheroe-Manchester	60	60
Southport-Manchester	30-60	60
Mcr Airport-Blackpool North	30	60
Buxton-Blackpool	30-60	60