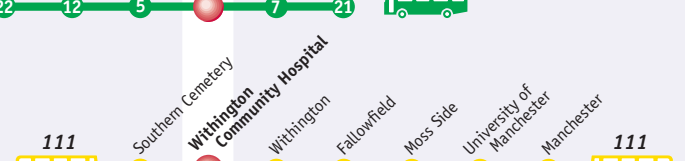
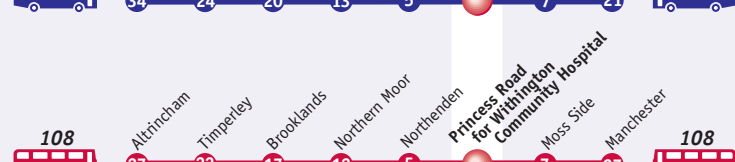
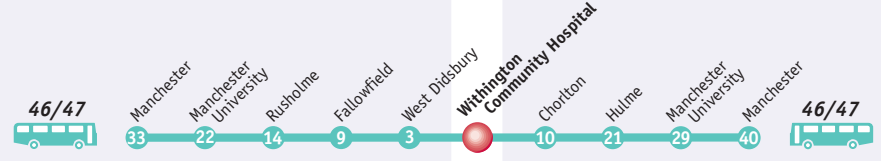
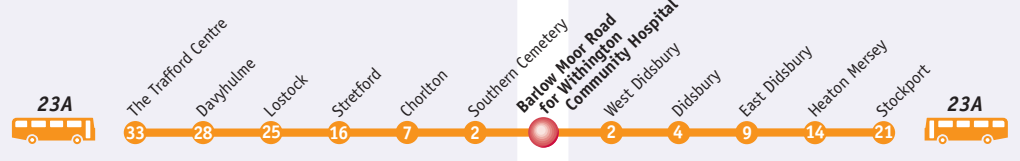
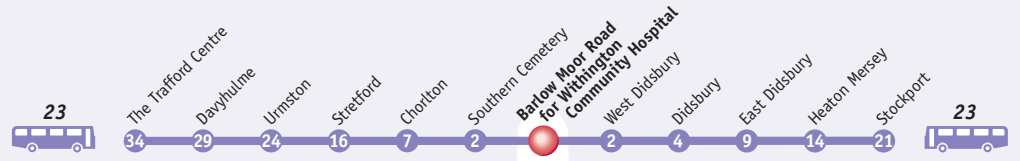


Withington Community Hospital - Sheet 1



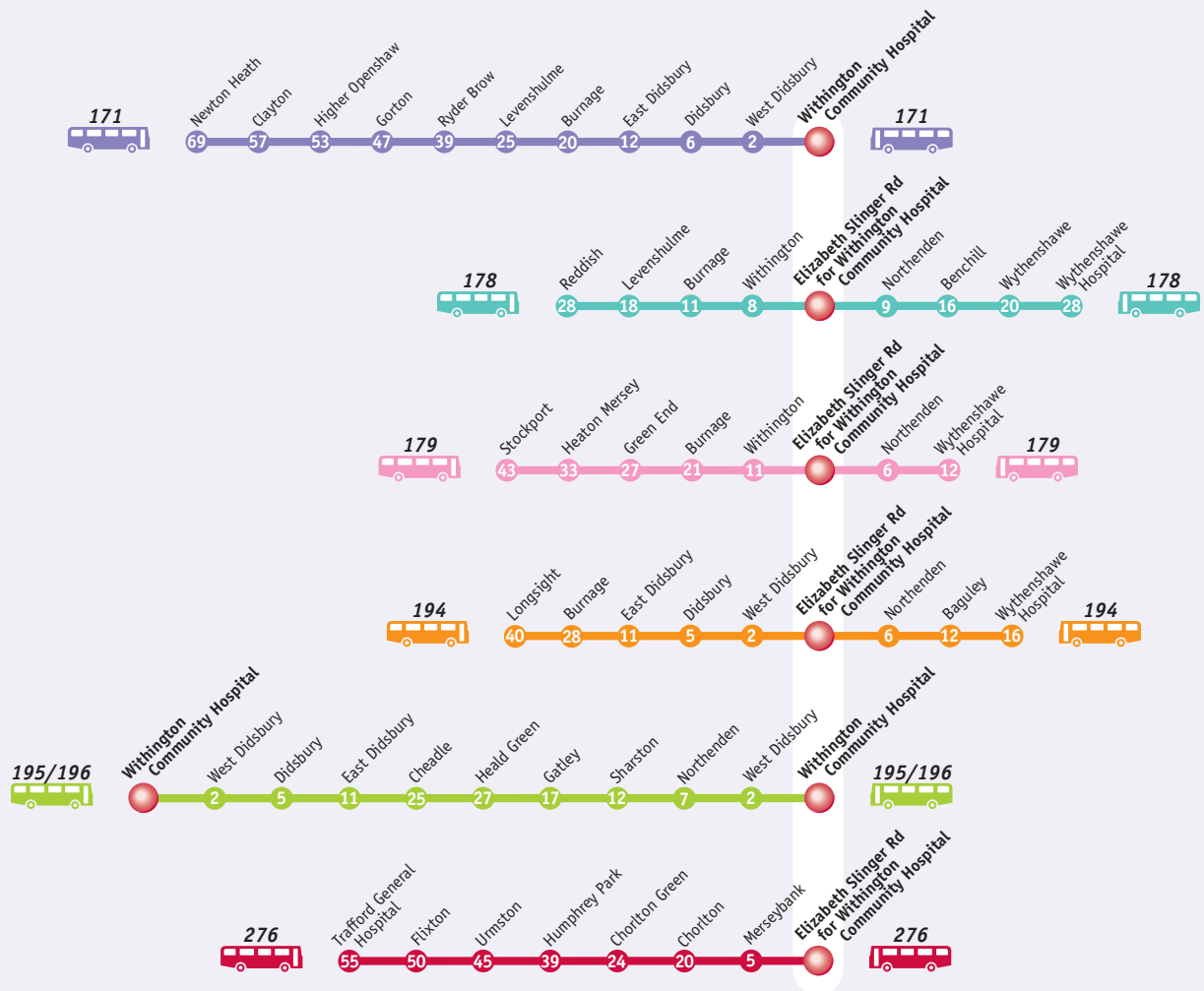
Service No.	Frequencies (mins)	
	Mon-Sat day	Evenings, Sundays & public holidays
23	30	60
23A	30	60
46/47	30	-
84	30	60 (Sun/pub hol daytime)
99	60	60 (Sun/pub hol daytime)
101	10	30 (Eves) 20 (Sun/pub hol daytime)
104	30	60
105	30	60
108	Mon-Fri am peak only	-
109	30	60
111	10	30 (Eves) 20 (Sun/pub hol daytime)
169	30	30 (Sun daytime) 60

† Evenings only


Bus Service to Withington Community Hospital


6 Approximate travelling time to Withington Community Hospital (minutes)

Withington Community Hospital - Sheet 2

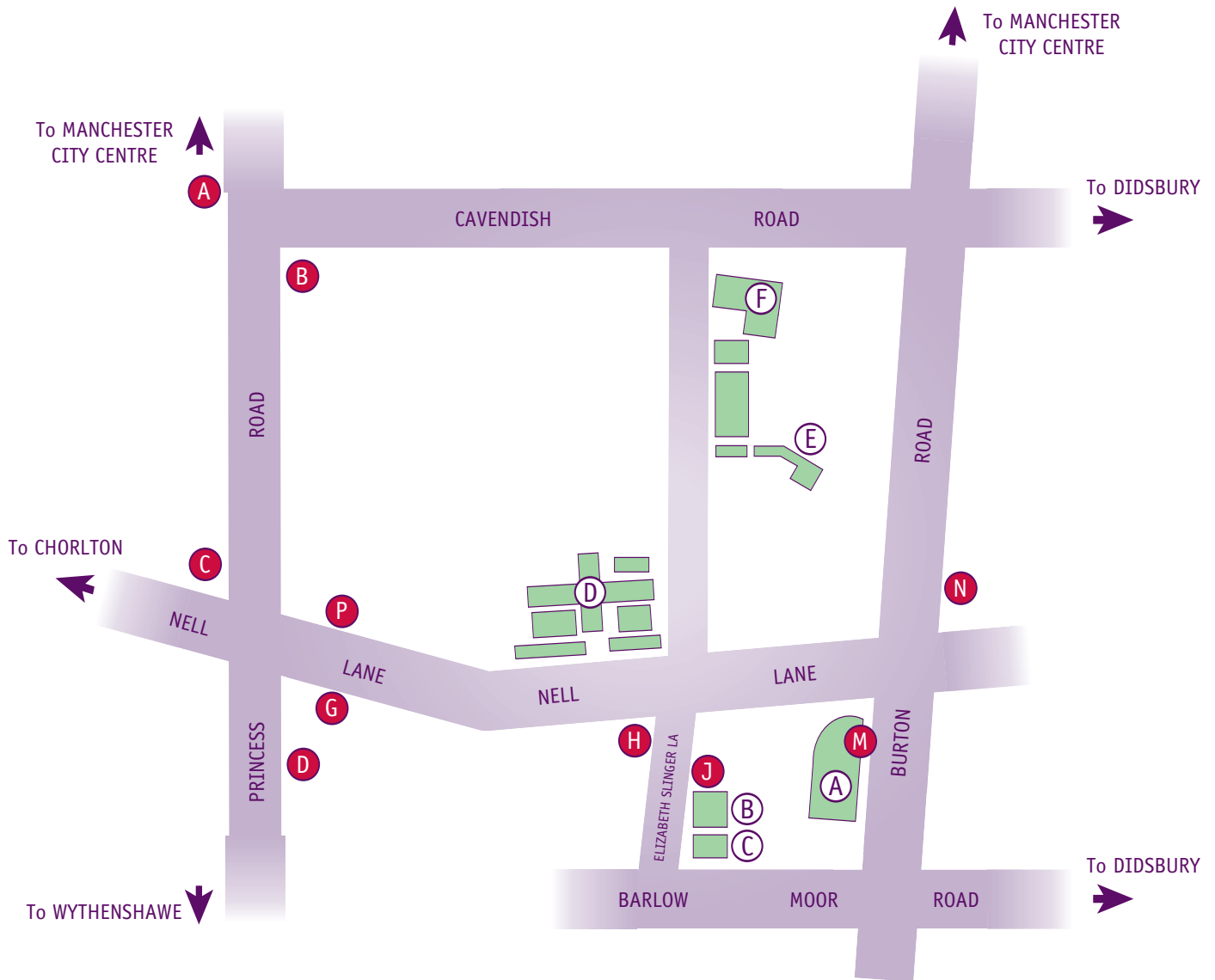


Service No.	Frequencies (mins)	
	Mon-Sat day	Evenings, Sundays & public holidays
171	30	60 (Sun/pub hol daytime)
178	60	60 (Sun daytime only)
179	60	2 per day (Sun/pub hol only)
194	Mon-Fri peak only	-
195/196	60	-
276	60	-

 Bus Service to Withington Community Hospital

 Approximate travelling time to Withington Community Hospital (minutes)

WITHINGTON HOSPITAL



- (A) Withington Community Hospital
- (B) Buccleuch Lodge - Dermatology Centre
- Intermediate Care
- (C) Brian Hore Unit
- (D) Nightingale Centre and Carol Kendrick Unit
- (E) The Stables
- (F) Disablement Services Centre
- (A) Bus Stop

